

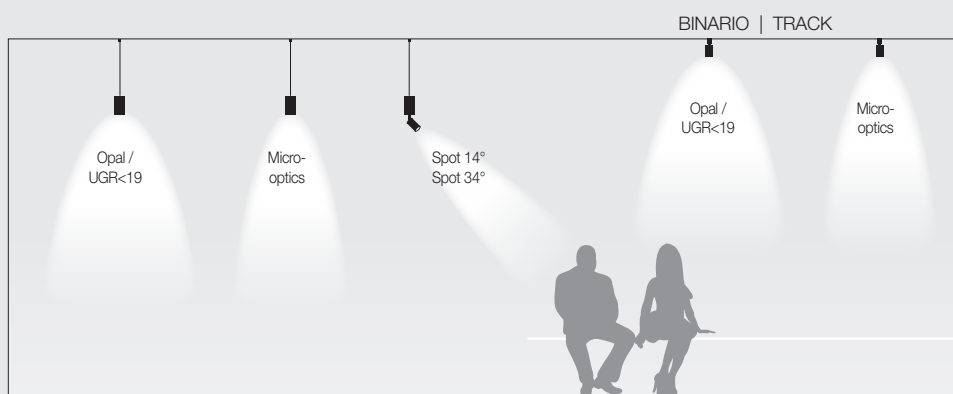
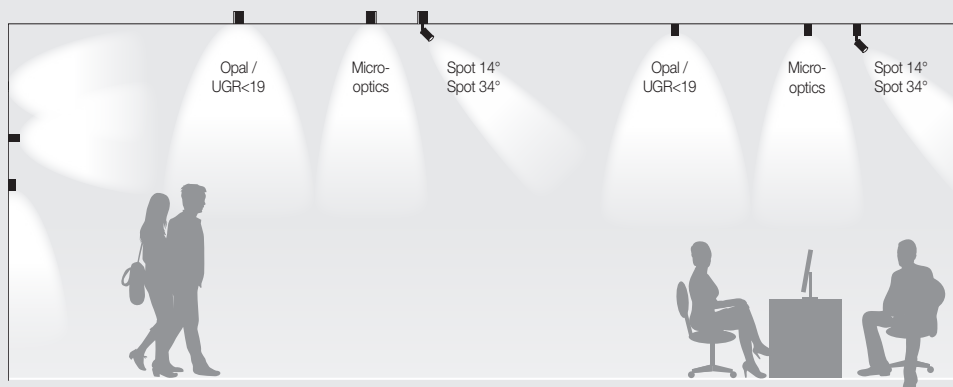
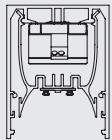


HERO SYSTEM

INSTALLAZIONI
INSTALLATIONS

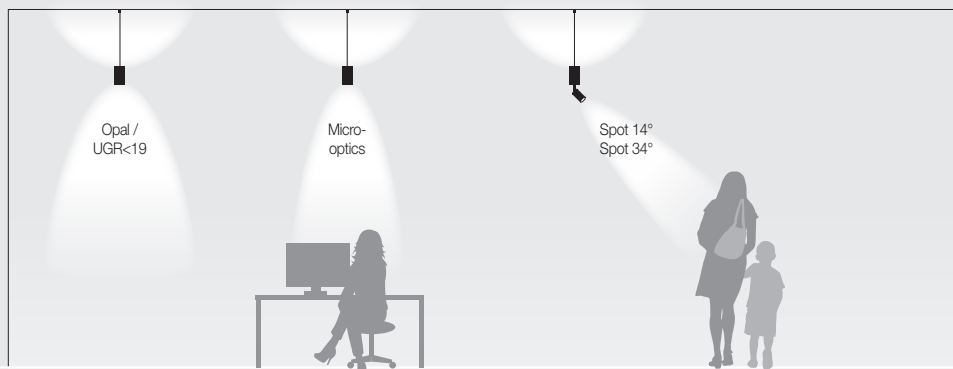
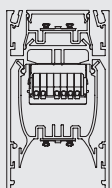
HERO

- .01 Bianco - White
- .02 Nero - Black
- .20 Caffè
- .21 Cappuccino



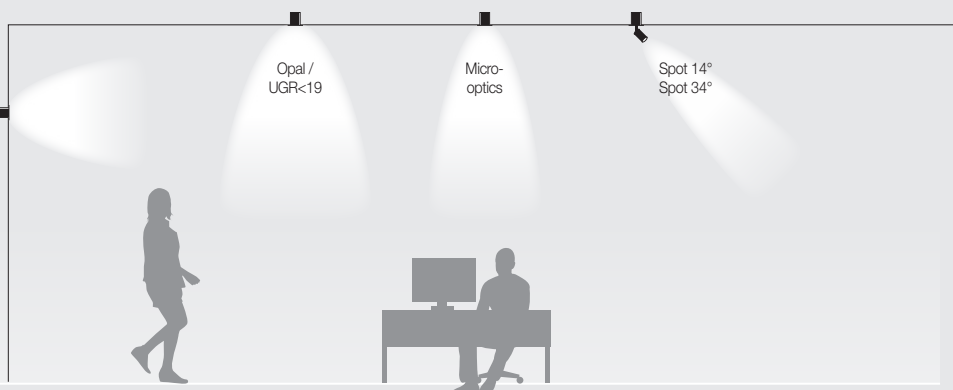
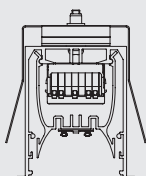
HERO B

- .01 Bianco - White
- .02 Nero - Black
- .20 Caffè
- .21 Cappuccino



HERO C

- .01 Bianco - White
- .02 Nero - Black







HERO

HERO è il nuovo sistema lineare LED Novalux per installazione a sospensione, plafone, parete, o incasso a rasamento in cartongesso. Performante e flessibile, grazie alla ricca varietà di ottiche LED ad alta resa cromatica. HERO è disponibile con diffusore opale o UGR<19, nella versione con micro ottiche o con spot orientabili.

HERO is the new Novalux LED linear system for pendant, ceiling, wall or levelled recessed installation in plasterboard. Performing and flexible, thanks to the rich variety of LED optics with high colour rendering. HERO is available with an opal diffuser or UGR<19, in the version with micro-optics or with adjustable spots.

HERO

- **VERSIONI CON SCHERMO OPALE, UGR<19, MICRO OTTICHE, SPOT LED E MODULI CIECHI**

OPAL DIFFUSER, UGR<19, MICRO-OPTICS, SPOT LED VERSIONS AND BLIND MODULES

- **MODULO CON SENSORE INTEGRATO PER RILEVAMENTO PRESENZA E LUMINOSITÀ**

MODULE WITH INTEGRATED PRESENCE DETECTOR AND LIGHT SENSOR

- **MODULO CON FARETTO INCASSATO CON FUNZIONE SOLO EMERGENZA**

MODULE WITH RECESSED SPOT LIGHT FOR NOT MAINTAINED FUNCTION


- **CRI>90**


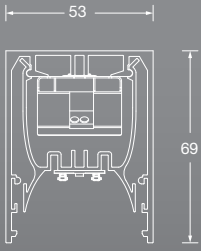
- **CONNETTORI RAPIDI PER INSTALLAZIONE IN FILA CONTINUA**

RAPID CONNECTORS FOR CONTINUOUS LINE INSTALLATION



FINITURE FINISH





**DIFFUSORE OPALE**

Schermo diffusore ad incastro in policarbonato opale.

OPAL DIFFUSER

Opal polycarbonate diffuser.

**DIFFUSORE UGR<19**

Schermo diffusore per il controllo dell'abbagliamento, ad incastro in policarbonato microprismatizzato.

UGR<19 DIFFUSER

Anti-glare diffuser made of microprismatized polycarbonate.



Diffusore opale lineare/Linear opal diffuser

L (mm)	2700K	3000K	4000K	CODE
1120	1909 lm	1942 lm	2147 lm	108901.99
1400	2386 lm	2427 lm	2683 lm	108902.99
1680	2863 lm	2913 lm	3220 lm	108903.99
1960	3340 lm	3398 lm	3757 lm	108904.99
2240	3818 lm	3884 lm	4294 lm	108905.99
2520	4295 lm	4369 lm	4830 lm	108906.99
2800	4772 lm	4855 lm	5367 lm	108907.99
* 5700	-	-	-	108909.99

* Schermo 5700mm consigliato per installazioni in fila continua
5700mm screen recommended for continuous line installations

Diffusore UGR<19 lineare/Linear UGR<19 diffuser

L (mm)	2700K	3000K	4000K	CODE
1120	2086 lm	2131 lm	2355 lm	108910.99
1400	2607 lm	2663 lm	2943 lm	108911.99
1680	3129 lm	3196 lm	3532 lm	108912.99
1960	3650 lm	3729 lm	4121 lm	108913.99
2240	4172 lm	4262 lm	4710 lm	108914.99
2520	4693 lm	4794 lm	5298 lm	108915.99
2800	5215 lm	5327 lm	5887 lm	108916.99
* 5700	-	-	-	108918.99

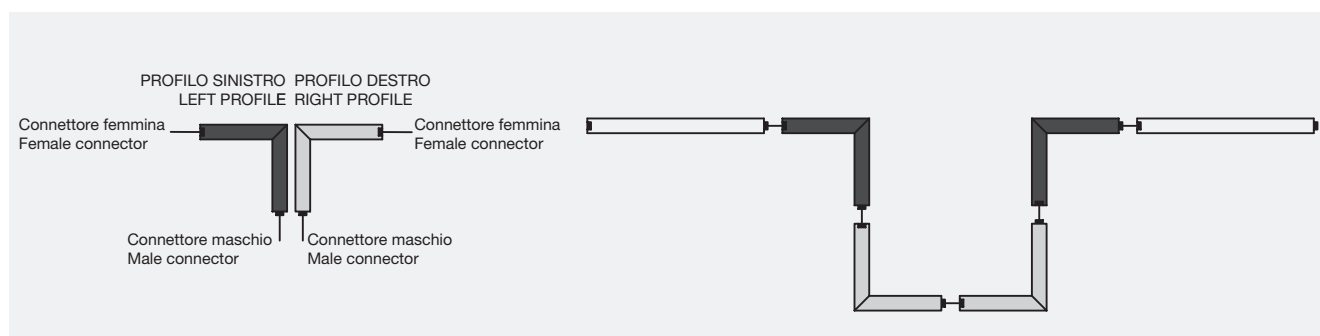
* Schermo 5700mm consigliato per installazioni in fila continua
5700mm screen recommended for continuous line installations

Diffusore opale angolare 90°/90° corner opal diffuser


L (mm)	2700K	3000K	4000K	CODE
589x589	1909 lm	1942 lm	2147 lm	108908.99

Diffusore UGR<19 angolare 90°/90° corner UGR<19 diffuser

L (mm)	2700K	3000K	4000K	CODE
589x589	2086 lm	2131 lm	2355 lm	108917.99



HERO MICRO OTTICHE

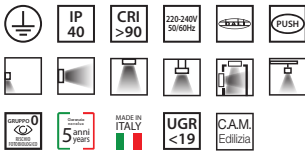


PROFILO LED LINEARE MICRO OTTICHE

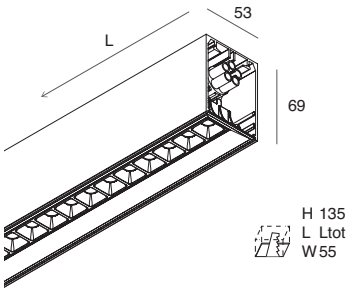
Profilo in lega di alluminio verniciato completo di micro ottiche. Alimentazione elettronica, cablaggio passante e giunti di unione inclusi. Testate terminali, accessori per la sospensione, l'incasso e l'installazione a parete da ordinare a parte.

MICRO-OPTICS LINEAR LED PROFILE

Painted alloy aluminium profile complete with micro-optics. Electronic power supply, through wiring and junction kit included. End caps, accessories for suspension, recessed and wall installation to be ordered separately.



Per sopperire alle attuali problematiche di reperibilità dei componenti elettronici, disponiamo di articoli alternativi (non combinabili). Aggiungere "H" al codice corrispondente, dove presente in tabella.
In order to meet the current problems of availability of electronic components, we have alternative items (not combinable). Add "H" to the corresponding code, where present in the table.




L (mm)	POWER	FLUX	2700K	FLUX	3000K	FLUX	4000K				
868	22W	2134 lm	108631 ...	2183 lm	108633 ...	2412 lm	108635 ...	01	02	20	21
1428	36W	3556 lm	108632 ...	3638 lm	108634 ...	4020 lm	108636 ...	01	02	20	21

DALI-PUSH

L (mm)	POWER	FLUX	2700K	FLUX	3000K	FLUX	4000K				
868	22W	2134 lm	108667 ... H	2183 lm	108669 ... H	2412 lm	108671 ... H	01	02	20	21
1428	36W	3556 lm	108668 ... H	3638 lm	108670 ... H	4020 lm	108672 ... H	01	02	20	21

HERO SPOT

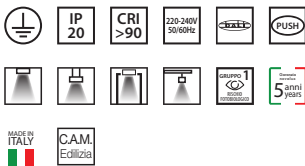


PROFILO LED LINEARE SPOT

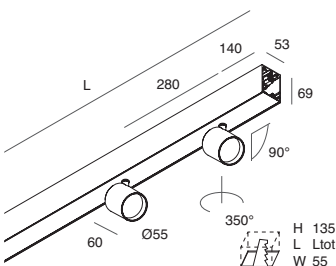
Profilo in lega di alluminio verniciato completo di 2 faretti. Alimentazione elettronica, cablaggio passante e giunti di unione inclusi. Testate terminali, accessori per la sospensione e l'incasso da ordinare a parte.

SPOT LINEAR LED PROFILE

Painted alloy aluminium profile complete with 2 spotlights. Electronic power supply, through wiring and junction kit included. End caps, accessories for suspension and recessed installation to be ordered separately.



Per sopperire alle attuali problematiche di reperibilità dei componenti elettronici, disponiamo di articoli alternativi (non combinabili). Aggiungere "H" al codice corrispondente, dove presente in tabella.
In order to meet the current problems of availability of electronic components, we have alternative items (not combinable). Add "H" to the corresponding code, where present in the table.



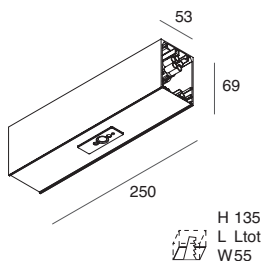
L (mm)	POWER	BEAM	FLUX	2700K	FLUX	3000K	FLUX	4000K				
1120	2x13W	14°	2028 lm	108637 ...	2110 lm	108638 ...	2332 lm	108639 ...	01	02	20	21
1120	2x13W	34°	2144 lm	108690 ...	2230 lm	108691 ...	2464 lm	108692 ...	01	02	20	21

DALI-PUSH

L (mm)	POWER	BEAM	FLUX	2700K	FLUX	3000K	FLUX	4000K				
1120	2x13W	14°	2028 lm	108673 ... H	2110 lm	108674 ... H	2332 lm	108675 ... H	01	02	20	21
1120	2x13W	34°	2144 lm	108693 ... H	2230 lm	108694 ... H	2464 lm	108695 ... H	01	02	20	21



HERO

ACCESSORI
ACCESSORIES

MODULO CON CENTRALINA + SENSORE DI PRESENZA E LUMINOSITA'

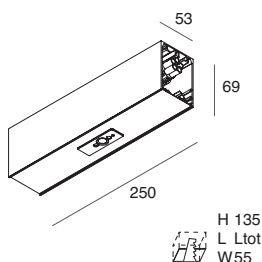
Completo di centralina DALI e sensore DALI integrato nella cover. Cablaggio passante e giunti di unione inclusi. Gestibili fino a 32 alimentatori e max 3 moduli sensore 1087A0. ___. Programmabile mediante Bluetooth con App dedicata per smartphone o tablet. Gestione solo automatica. Non alimentabile.

MODULE WITH CONTROL UNIT + PRESENCE DETECTOR AND LIGHT SENSOR

Complete with DALI control unit and DALI sensor integrated in the cover. Through wiring and junction kit included. Up to 32 drivers controlled and max 3 sensor modules 1087A0. ___. Programmable by Bluetooth with dedicated App for smartphones or tablets. Only automatic management. Without plug-in.

CODE L (mm)

108682. __ 01 02 20 21 250



MODULO CON SENSORE DI PRESENZA E LUMINOSITA'

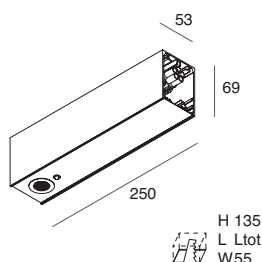
Completo di sensore DALI integrato nella cover, cablaggio passante e giunti di unione. Non alimentabile. Utilizzabile con modulo centralina + sensore 108682. __.

MODULE WITH PRESENCE DETECTOR AND LIGHT SENSOR

Complete with DALI sensor integrated in the cover, through wiring and junction kit. Without plug-in. Can be used with control unit + sensor module 108682. __.

CODE L (mm)

1086A0. __ 01 02 20 21 250



MODULO CON FARETTO INCASSATO 1W CON FUNZIONE SOLO EMERGENZA (SE) COMPATIBILE CON CABLAGGI ON/OFF

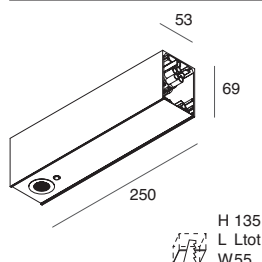
Completo di faretto integrato nella cover, kit inverter batteria, cablaggio passante e giunti di unione. Non utilizzabile per ingresso alimentazione di file continue.

MODULE WITH 1W RECESSED SPOTLIGHT FOR NOT MAINTAINED FUNCTION (N/M) SUITABLE FOR ON/OFF WIRING

Complete with spotlight integrated in the cover, through wiring and junction kit. Do not use to power continuous lines.

CODE L (mm) POWER FLUX

108683. __ 01 02 20 21 250 1W 140lm

Autonomia 3h / Ricarica 24h. Flusso in emergenza 100%
Autonomy 3h / Charging 24h. Emergency flux 100%

MODULO CON FARETTO INCASSATO 1W CON FUNZIONE SOLO EMERGENZA (SE) COMPATIBILE CON CABLAGGI DALI-PUSH

Completo di faretto ON/OFF integrato nella cover, kit inverter batteria, cablaggio passante e giunti di unione. Non utilizzabile per ingresso alimentazione di file continue.

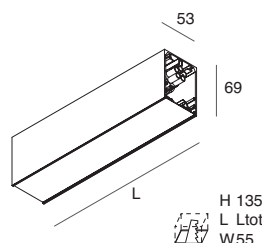
MODULE WITH 1W RECESSED SPOTLIGHT FOR NOT MAINTAINED FUNCTION (N/M) SUITABLE FOR DALI-PUSH WIRING

Complete with ON/OFF spotlight integrated in the cover, through wiring and junction kit. Do not use to power continuous lines.

DALI-PUSH

CODE L (mm) POWER FLUX

108699. __ 01 02 20 21 250 1W 140lm

Autonomia 3h / Ricarica 24h. Flusso in emergenza 100%
Autonomy 3h / Charging 24h. Emergency flux 100%Prevedere cavo di alimentazione dedicato per il modulo SE.
Provide specific power supply cable for N/M module.

MODULO CIECO LINEARE

Completo di cablaggio passante, giunti di unione e cover inferiore. Modulo L 250mm non alimentabile, da utilizzare come compensativo in composizioni chiuse con modulo SE o con sensore integrato.

LINEAR BLIND MODULE

Complete with through wiring, junction kit and blind cover. Module L 250mm without plug-in, to be used to compensate for compositions with N/M or integrated sensor modules.

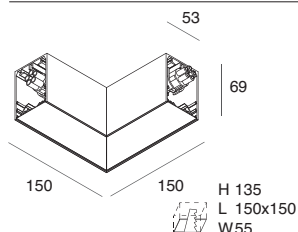
CODE L (mm)

108676. __ 01 02 20 21 250

108679. __ 01 02 20 21 1120

108680. __ 01 02 20 21 1400

108681. __ 01 02 20 21 1680



MODULO CIECO A L

Completo di cablaggio passante, giunti di unione e cover inferiore. Non alimentabile.

L BLIND MODULE

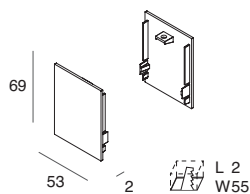
Complete with through wiring, junction kit and blind cover. Without plug-in.

CODE VERSION L (mm)

108677. __ 01 02 20 21 sinistra/left 150x150

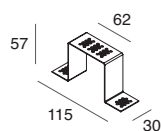
108678. __ 01 02 20 21 destra/right 150x150

HERO

ACCESSORI
ACCESSORIES

TESTATE TERMINALI (2 pz.)

END CAPS (2 pcs)

CODE **108684. __ 01 02 20 21**

KIT INCASSO FRAMELESS (1 pz)

Per cartongesso H 12mm.

2 pz per profili lineari fino a L 2240mm,

3 pz per profili L 2520mm, 2800mm e profilo LED angolare 90°.

CODE

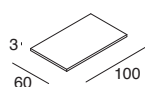
108688.99

KIT FRAMELESS RECESSED (1 pc)

For H 12mm plasterboard.

2 pcs for linear profiles up to L 2240mm,

3 pcs for profiles L 2520mm, 2800mm and for 90° corner LED profile.



SPESSORE (2 pz)

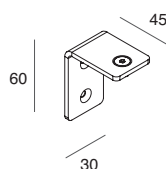
Per cartongesso H 10mm. Inserire 2 pz in corrispondenza di ciascuna staffa da incasso.

CODE

108689.99

PLASTIC SPACER (2 pcs)

For H 10mm plasterboard. Put 2 pcs for each bracket for recessed installation.



STAFFA PARETE (1 pz)

2 pz per profili lineari fino a L 2240mm,

3 pz per profili L 2520 mm e L 2800mm.

CODE

108687. __ 01 02 20 21

WALL BRACKET (1 pc)

2 pcs for linear profiles up to L 2240mm,

3 pcs for linear profiles L 2520mm and L 2800mm.



CAVO DI SOSPENSIONE (1 pz)

1 pz a inizio e fine linea continua e 2 pz per installazione singola. 1 pz aggiuntivo per fissaggio centrale dei profili L 2520 mm, L 2800 mm e profilo LED angolare 90°.

In acciaio, regolabile.

Non necessario per modulo cieco a L e lineare L.250mm.

CODE

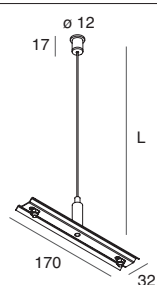
L (mm)

108685.99

3000

SUSPENSION CABLE (1 pc)

1 pc for both ends of a continuous line and 2 pcs for stand alone installation. 1 pc more in the middle for profiles L 2520mm, L 2800mm and 90° corner LED profile. Not required for L blind module and linear L.250mm.



CAVO DI SOSPENSIONE (1 pz)

Per unione profili in acciaio, regolabile.

Non compatibile con moduli L 250mm o angolare cieco.

CODE

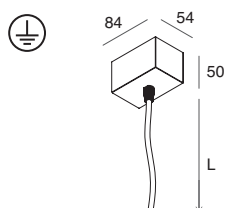
L (mm)

108686.99

3000

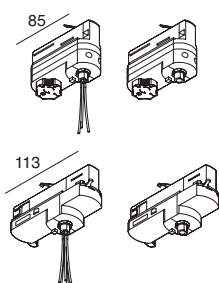
SUSPENSION CABLE (1 pc)

made of steel, adjustable. Not compatible with modules L 250mm or L blind module.



KIT DI ALIMENTAZIONE

POWER SUPPLY KIT

CODE L (mm) Cavo / Cable (mm²)**108919. __ 01 02 20 21** 1200 3x1,5**108920. __ 01 02 20 21** 3000 3x1,5**108921. __ 01 02 20 21** 1200 5x1,5**108922. __ 01 02 20 21** 3000 5x1,5COPIA DI ADATTATORI
PER BINARIO ALL-TRACKCOUPLE OF ADAPTORS
FOR ALL-TRACK

CODE

VERSION

106722. __ 01 02

3P

106723. __ 01 02

3P + DALI